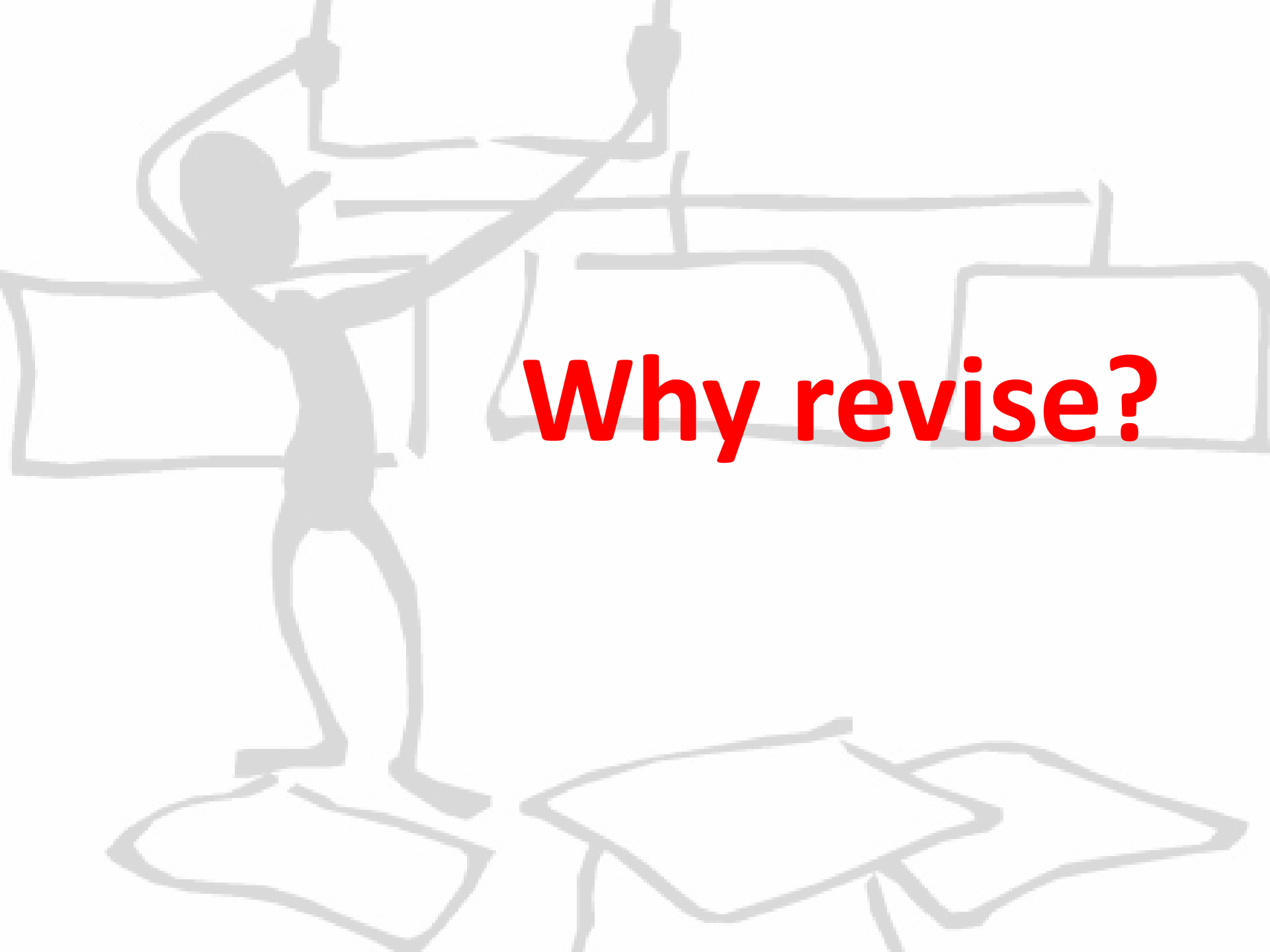




Preparing for Success

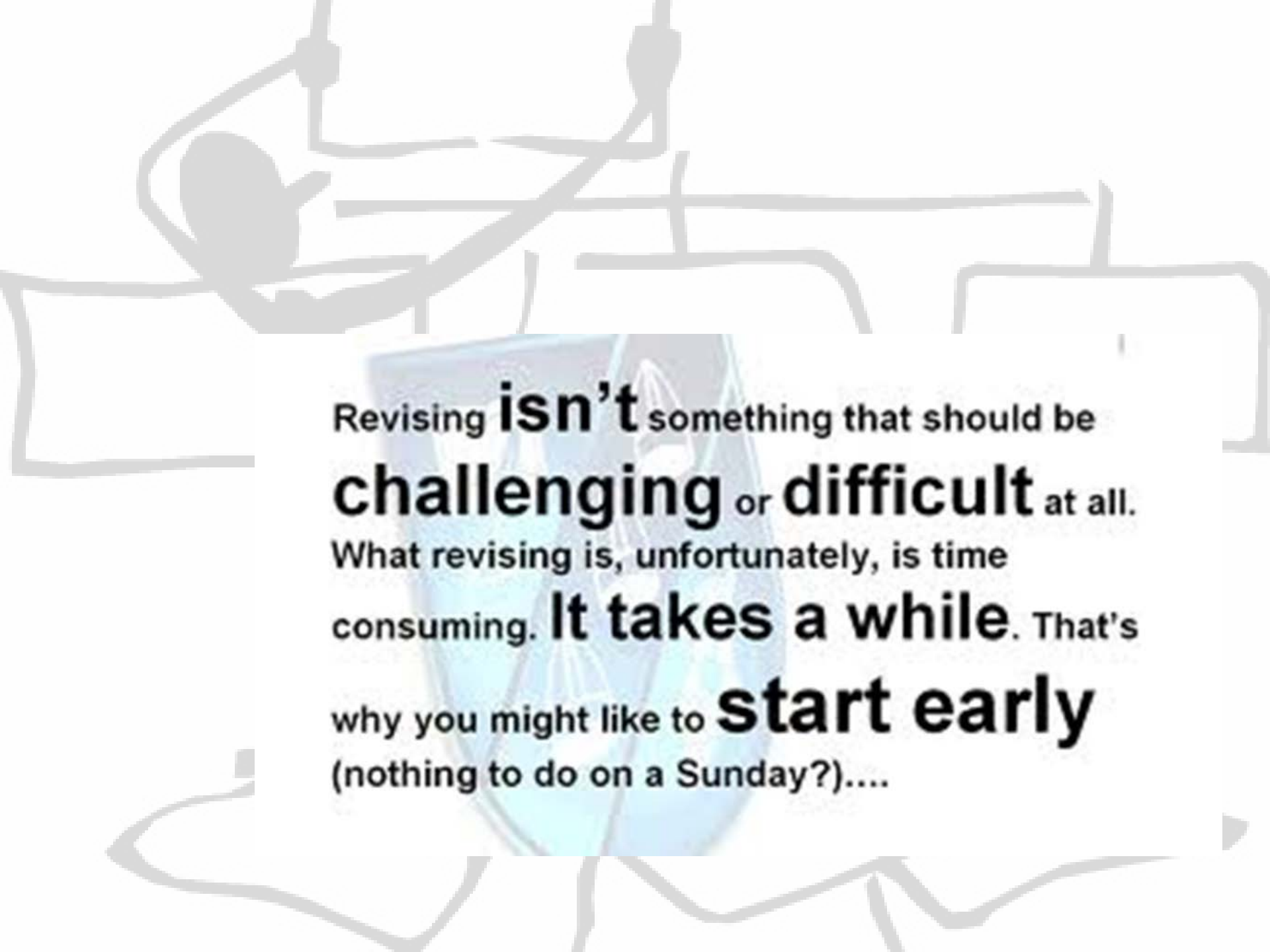
The Art of Revision



Why revise?



**When should
you revise?**



Revising **isn't** something that should be **challenging** or **difficult** at all. What revising is, unfortunately, is time consuming. **It takes a while.** That's why you might like to **start early** (nothing to do on a Sunday?)....

- 
- Lessons
 - After school/evenings
 - Weekends
 - Holidays

Planning your Revision



Revision timetable

<http://getrevising.co.uk/timetable>

Add in

- a) Your commitments
- b) Your exams

Amend it week by week, exam by exam

19 th May AM: Maths PM: Statistics	20 th May AM: Maths PM: Maths	21 st May AM: Maths PM: Maths	22 nd May MATHS EXAM	23 rd May AM: Free PM: Statistics	24 th May AM: Free PM: Politics
25 th May AM: Statistics PM: Politics	26 th May AM: Free PM: Free	27 th May AM: Free PM: Politics	28 th May AM: Free PM: Statistics	29 th May AM: Free PM: Statistics	30 th May AM: Free PM: Politics
31 st May AM: Politics PM: Politics	1 st June AM: Politics PM: Politics	2 nd June AM: Politics PM: Politics	3 rd June POLITICS EXAM	4 th June AM: Free PM: Statistics	5 th June AM: Free PM: Statistics
6 th June AM: Free PM: Statistics	7 th June AM: Free PM: Free	8 th June AM: Free PM: Free	9 th June AM: Statistics PM: Statistics	10 th June AM: Statistics PM: Statistics	11 th June AM: Free PM: Free
12 th June STUDY LEAVE ENDS	13 th June AM: Free PM: Statistics	14 th June AM: Free PM: Statistics	15 th June STATS EXAM	Revision Timetable: 19th May – 15th May	

What should your revision include?

A faint, grey line-art illustration of a student sitting at a desk, writing in a notebook. A desk lamp is on the desk, and several books are scattered around. The student is on the left, leaning over their work. The desk and books are on the right and bottom.

- Refreshing knowledge
- Fine-tuning key skills for each subject
- Analysing exam questions
- Past papers (and checking answers)



**Where should
you revise?**



Getting started...



Sources

Lesson notes

Assessments

Past papers

Mark schemes

Exam board websites



**How are you
going to revise?**



Organise your revision time

20 – 10 – 20 – 10

Or

50 – 10



Varying revision techniques

Research shows that WE REMEMBER...

  20% of what we READ

   30% of what we HEAR

    40% of what we SEE

     50% of what we SAY

      60% of what we DO

90% of what we  ,  ,  ,  and 



What techniques suit you best?

Use techniques that match your learning style

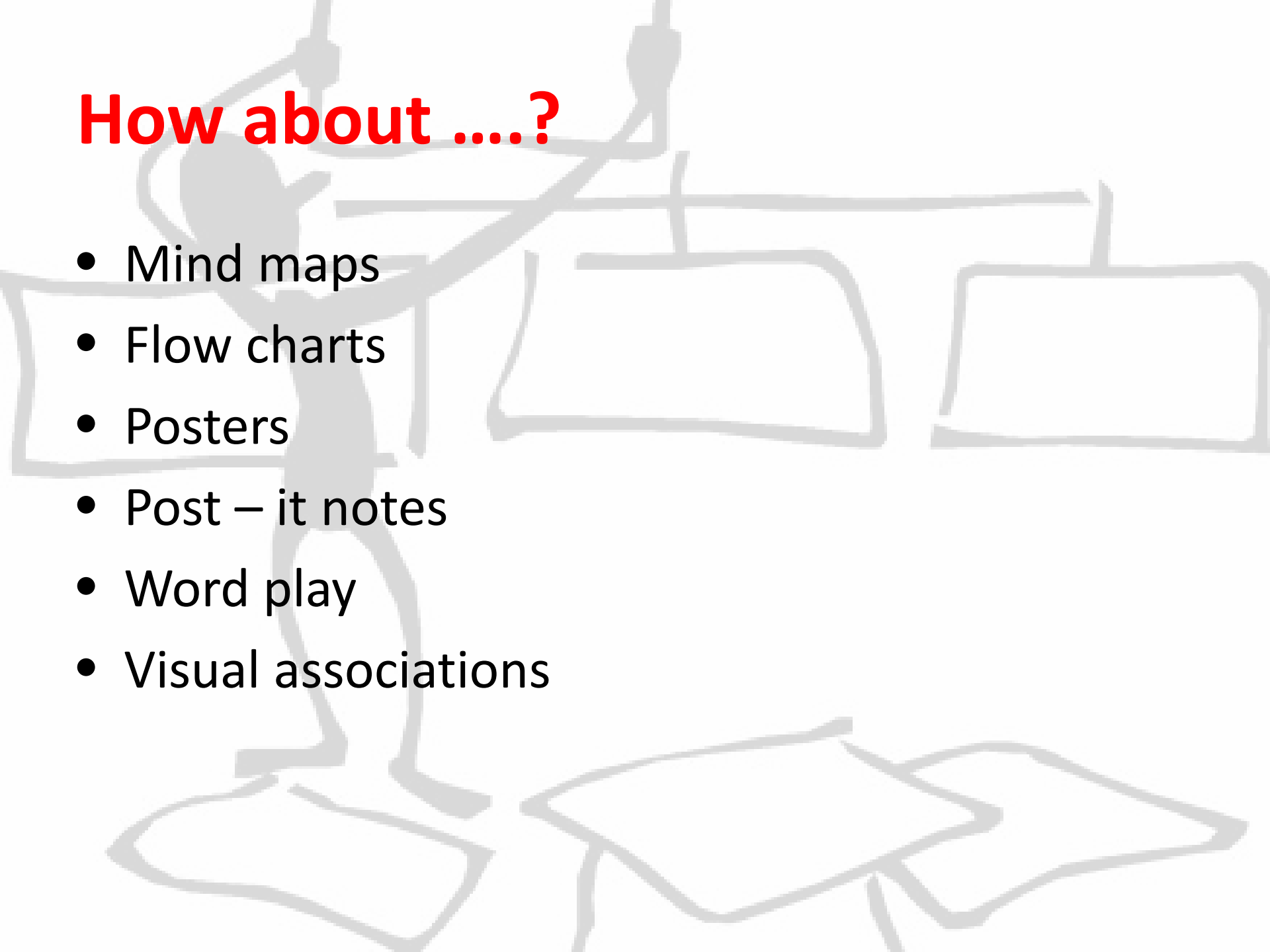
Visual

Audio

Kinesthetic

How about?

- Mind maps
- Flow charts
- Posters
- Post – it notes
- Word play
- Visual associations



In the exam



- Read through the paper before you answer any questions
- Read the wording of each question carefully
- Manage your time carefully
- Give yourself a few minutes to read through your answers at the end
- Write clearly

After the exam



- Don't discuss your answers with others
- Adjust your revision plan to reflect where you are with your exams and what your priorities are
- Talk to your subject staff if you need any help